



# **Managing Coordinated Energy Programs**

**Wednesday January 16<sup>th</sup>, 2019**

# Community Action Agencies in New Hampshire...

Community Action Program Belknap-Merrimack Counties

Community Action Partnership of Strafford County

Southern New Hampshire Services

Southwestern Community Services

Tri-County Community Action Program



# Population By County

## Tri County Community Action:

Coos	31,634
Grafton	89,386
Carroll	48,064
<b>Total</b>	<b>169,084</b>

## Southwestern Community Action:

Sullivan	43,077
Cheshire	75,960
<b>Total</b>	<b>119,037</b>

## Community Action Partnership of Strafford County:

Strafford	128,613
-----------	---------



## Belknap- Merrimack Counties INC:

Belknap	60,785
Merrimack	149,216
<b>Total</b>	<b>210,001</b>

## Southern New Hampshire Services INC:

Hillsborough	409,697
Rockingham	149,216
<b>Total</b>	<b>558,913</b>

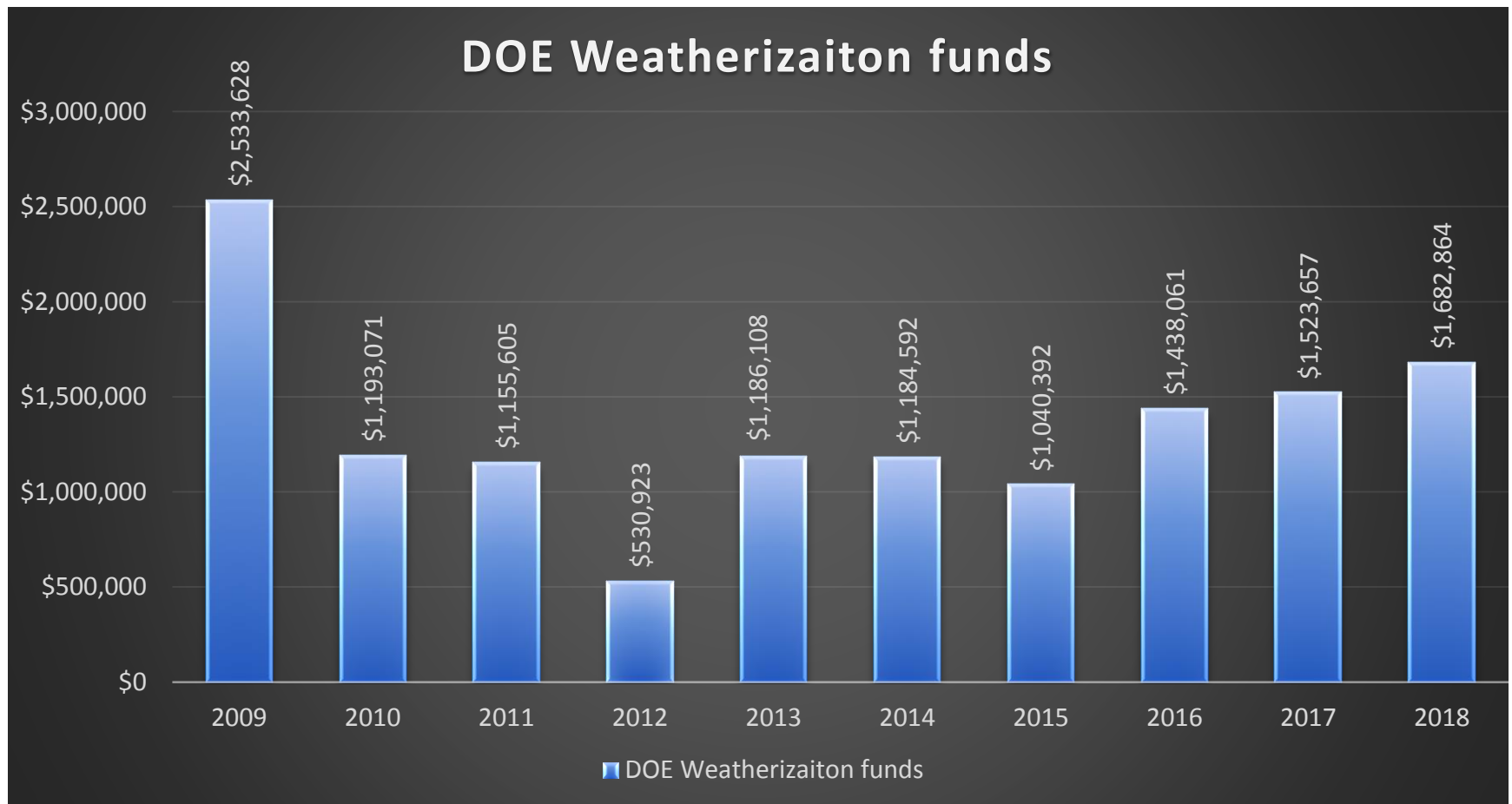
# Energy Programs at SNHS

- Our Larger Energy Programs are:
  - Fuel Assistance Program (FAP)
    - Low Income Home Energy Assistance Program (LIHEAP)
  - Electric Assistance Program (EAP)
    - System Benefit Charge (SBC)
  - Weatherization Assistance Program (WAP)
    - Department of Energy (DOE)
    - Low Income Home Energy Assistance Program (LIHEAP)
    - Home Energy Assistance Program (HEA)
      - System Benefit Charge (SBC),
      - Local Delivery Adjustment Charge (LDAC)
      - Regional Greenhouse Gas Initiative (RGGI)

# Weatherization Program

- Works in conjunction with the Fuel Assistance Program
- Available to clients at or below 200% of FPG
- Funded by the Department of Energy
- Free Energy Audits and retrofits
- Must Achieve Savings to Investment ratio of 1 or greater
- Addresses Health and Safety concerns
- All measures must be completed prior to job being complete
- Must hold QCI certification

# Weatherization Funding

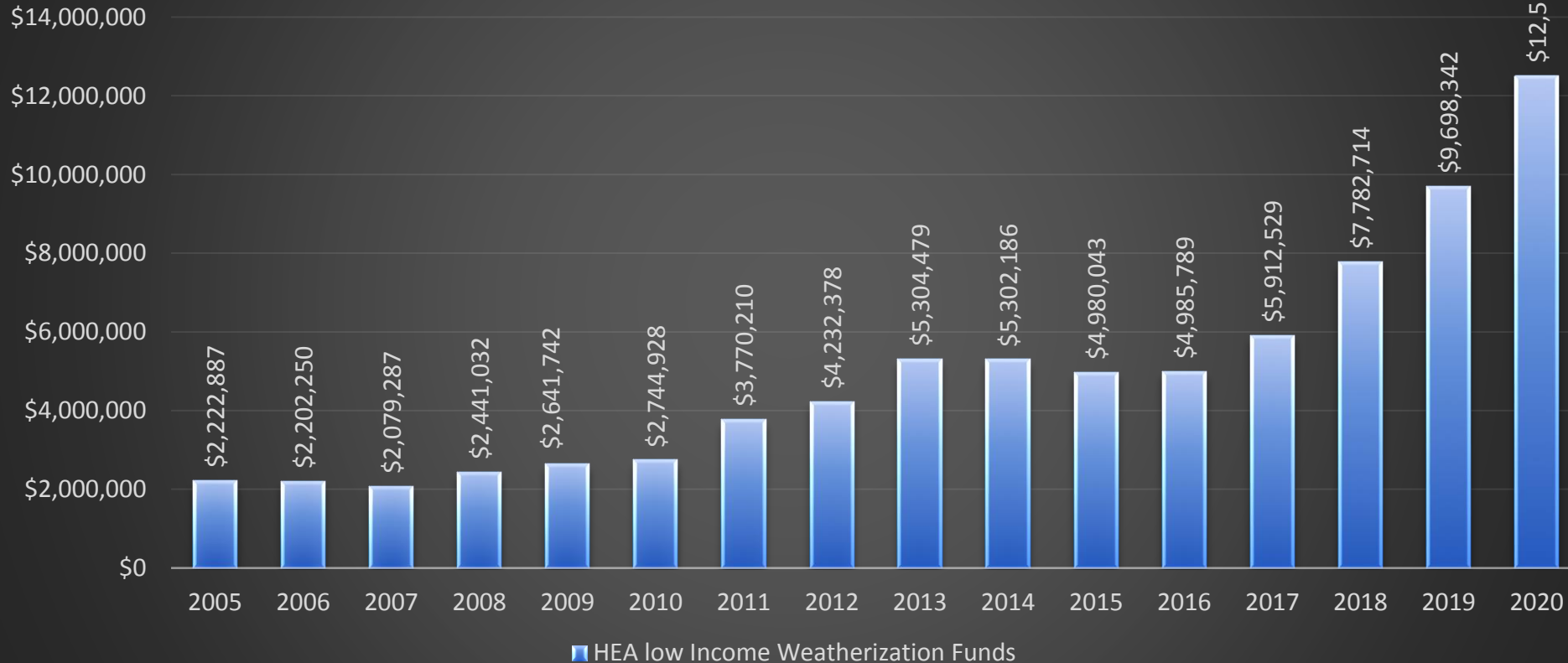


# Home Energy Assistance (HEA) Program

- Weatherize homes occupied by low income customers
  - Reduce energy costs (more efficient)
  - Make homes more comfortable and safer
- Heating System Replacements
- No cost to customer: 100% of weatherization and heating systems are paid for by NH EE Programs (or WAP funding)
- Eligibility:
  - Qualify for Fuel Assistance (starts at 200% of Federal poverty, can increase to 60% State Median Income)
  - Qualify for Electric Assistance
  - Section 8 Housing
  - Multifamily, 4 units and under – 50% of residents must qualify
  - Multifamily, 5 units and more – 60% of residents must qualify

# HEA Funding

## HEA low Income Weatherization Funds



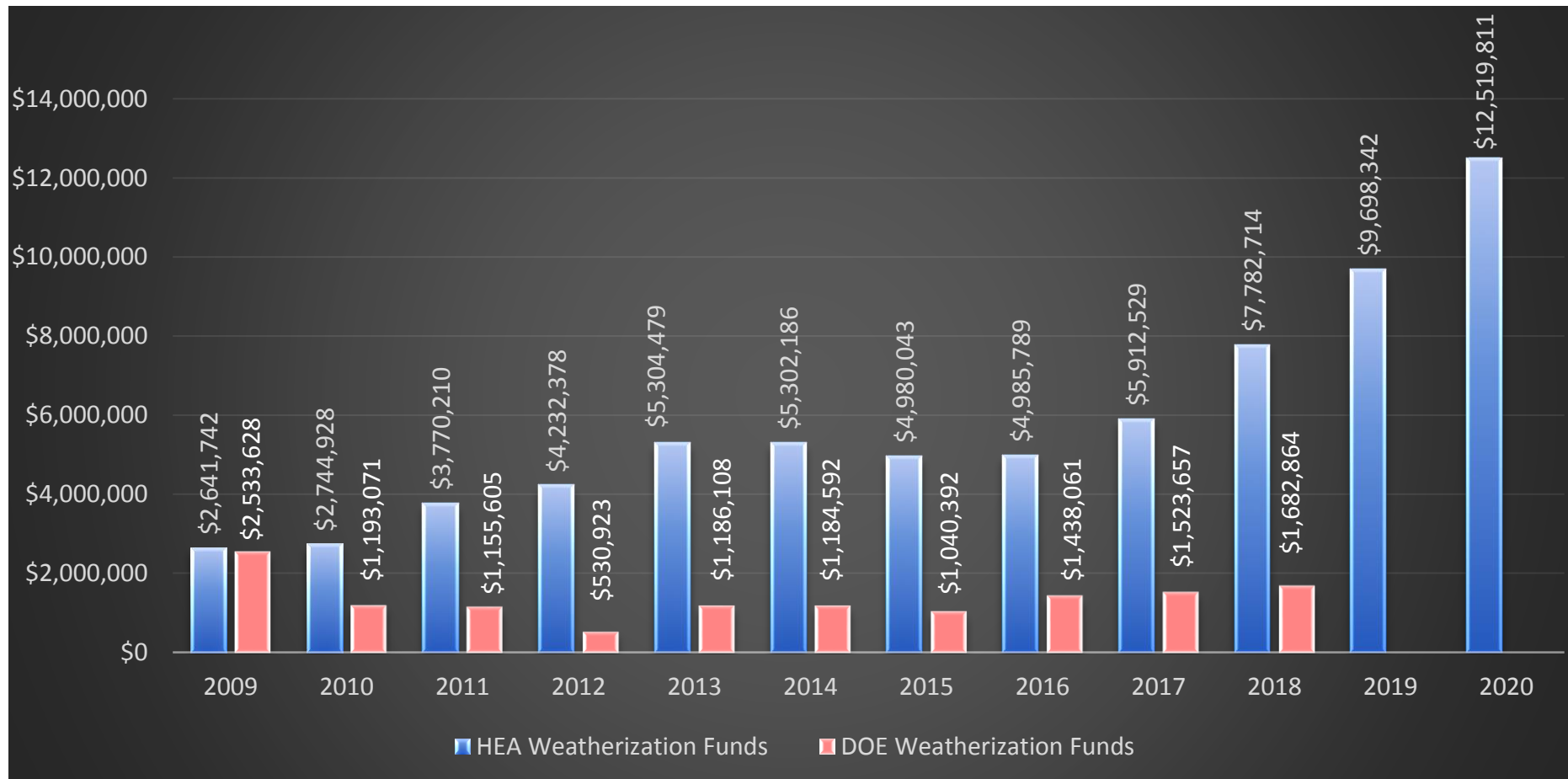
# Funding Sources

- **HEA** – Cost effectiveness based on a Benefit to Cost calculation using Utility Avoided Costs. Projects are screened based on the combined B/C ratio of a package of measures.
- **HEA** - Typically pays for majority of measures which provide energy savings, in order to obtain the biggest B/C
- **HEA** - also absorbs some of the necessary Health and Safety associated with installation of measures. Auditor maintains a package B/C above 1.
- **HEA** - also assisting with replacement of Energy Star heating systems

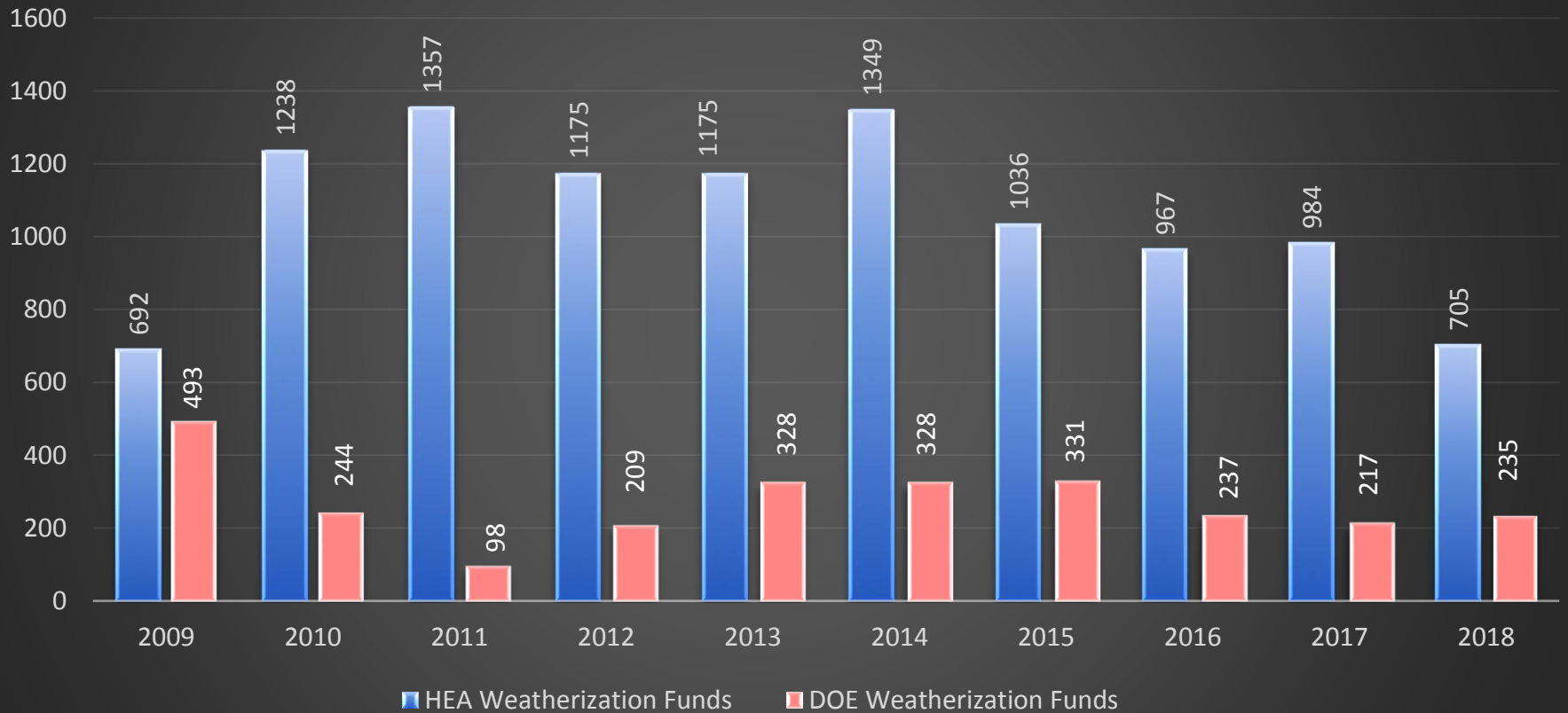
# Funding Sources

- **DOE** – Cost effectiveness based on a Savings to Investment Ratio. Projects are screened on a measure by measure SIR with some H&S measures counted separately.
- **DOE** - Pays for some measures HEA can't absorb, such as Health and Safety/Repairs when they pulldown the B/C too much for HEA but there are enough energy saving measures to stay above an SIR of 1.
- **DOE** funds are also used for any job not in a CORE Utility territory (municipal electric) that cannot be leveraged with HEA funds.

# HEA / DOE Funding



# HEA / DOE Units Weatherized



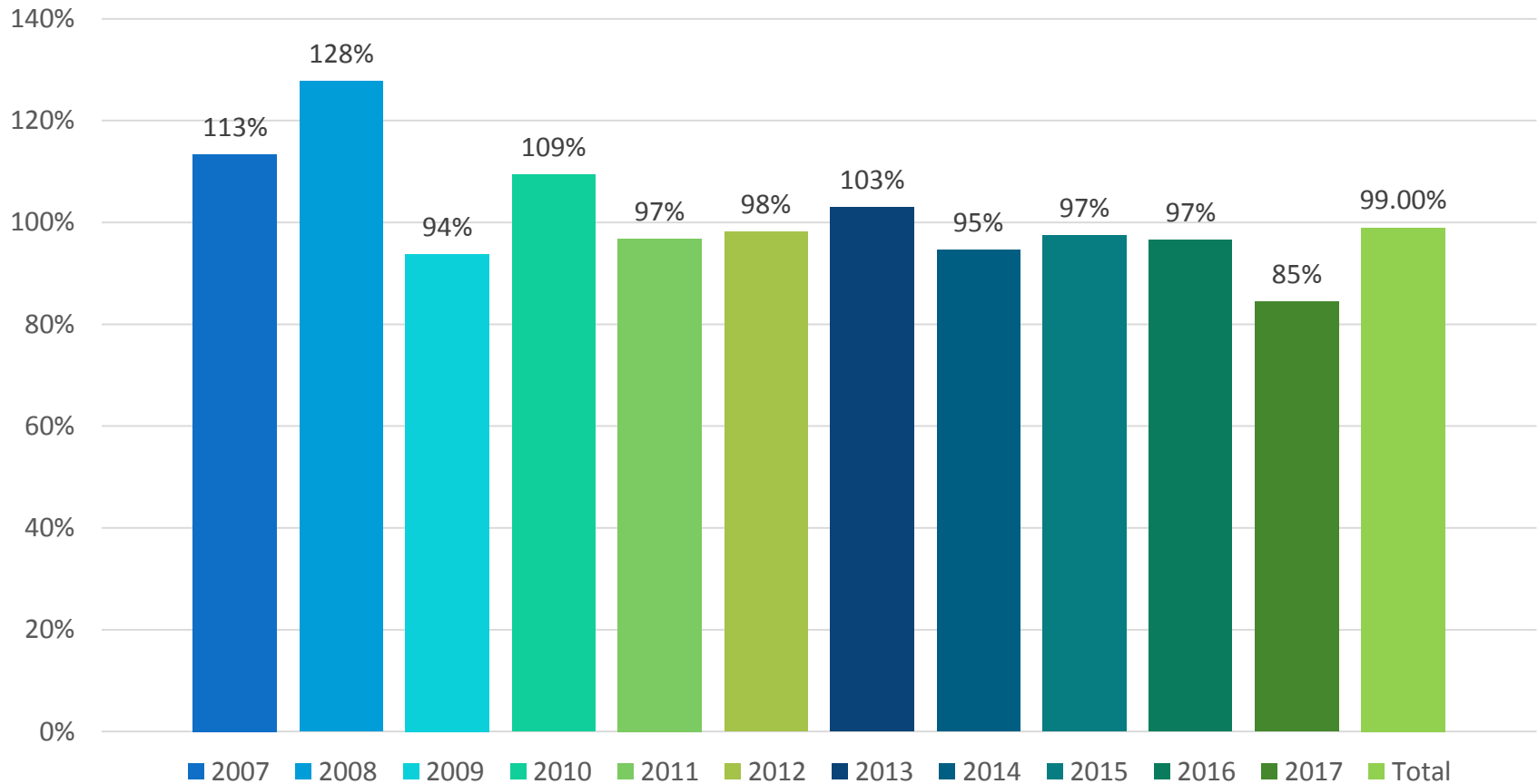
# How we increased collaboration?

- Intervene and stay at all tables
- Successful outcomes for all parties involved
- Educate and lead by example
- Don't overpromise

# Challenges.....

- Rules and regulations
- Dual Audit
- SIR vs B/C
- For profit vs Non profit
- Education
- Support costs

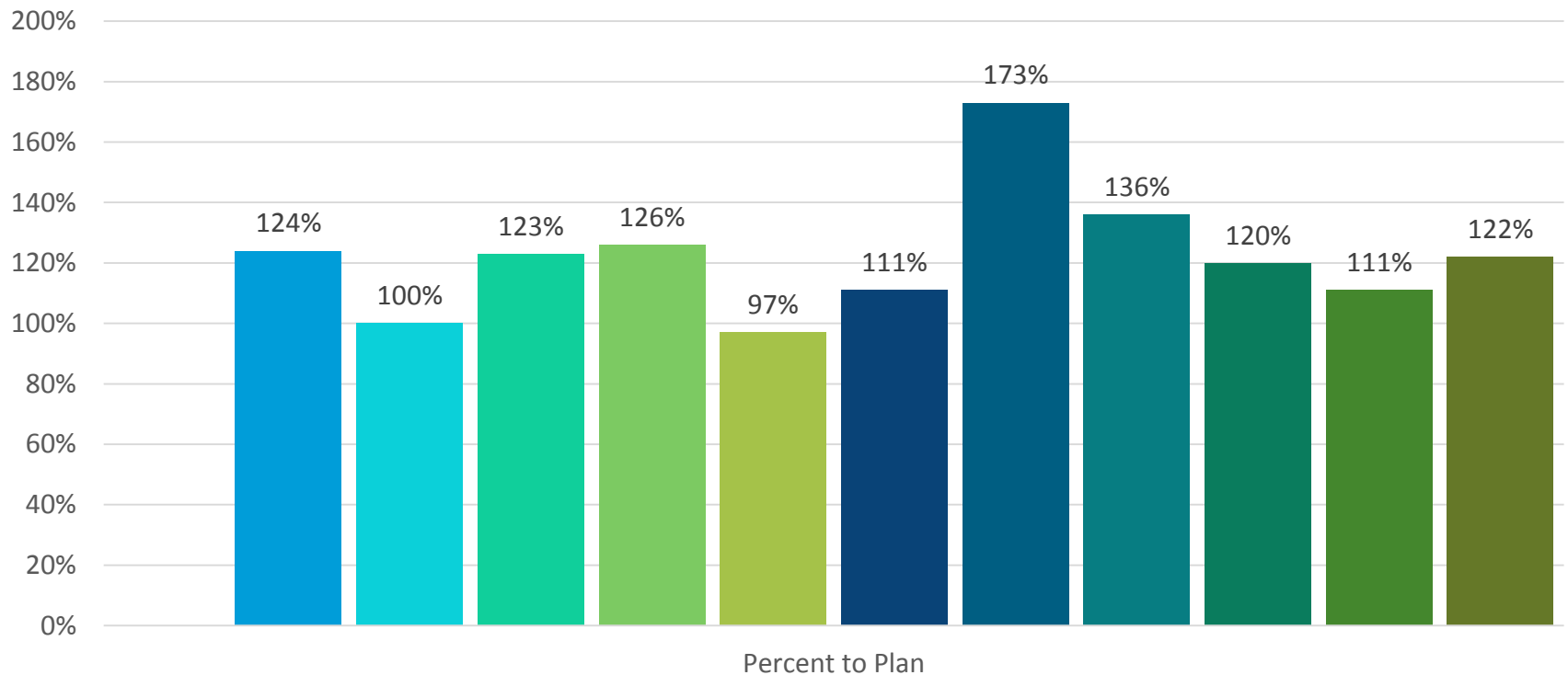
# HEA Spending over the past 10 years (Electric & Gas)



Percent to Plan

# HEA Jobs completed over past 10 years

Number of Jobs



■ 2007 ■ 2008 ■ 2009 ■ 2010 ■ 2011 ■ 2012 ■ 2013 ■ 2014 ■ 2015 ■ 2016 ■ 2017 ■ Total